

ALHFAM



The Association for Living History, Farm and Agricultural Museums



CURATING LIVING HISTORY:

Preserving Skills & Intangible Culture

June 7-10, 2024

September 9-10, 2024 Virtual Forum

Howell Living History Farm

Mercer County Park Commission

Hopewell Township, New Jersey USA



Howell Living History Farm



Mercer County Park Commission



NJ State Park Service



MEET OUR CONFERENCE COMMITTEE

Welcome to New Jersey! We are so pleased to have you join us for the 2024 ALHFAM Annual Meeting and Conference, hosted by Howell Living History Farm and the Mercer County Park Commission. What is now called Howell Farm has been a working farm for 285 years. During its 50 years as a county property, the farm has grown from a 126-acre tract of donated farmland to a 267-acre historical park centered in the Pleasant Valley National Rural Historic District. Here, the agriculture and lifestyle of earlier times is presented annually to more than 10,000 school children and 55,000 other visitors. As a living history farm, Howell Farm operates on a full, working scale by raising crops and livestock, and by using the property's historic houses and barns as people did at the turn of the 20th century.

When Howell Farm began, the staff included retired, local farmers who had grown up using horse-drawn equipment and methods. Although they passed their skills to younger farmers, who in turn passed them along again, we are continually challenged to transfer foundational knowledge into new hands. Learning how we can successfully teach and document skills and other forms of intangible culture is of critical importance if we are to ensure that those who inherit the tools also inherit the skills to use them faithfully.

The 2024 ALHFAM conference is a call to action: to use the research and technology afforded by the present to sharpen our understanding and documentation of the past.

On behalf of the 2024 Conference Committee, our Conference hosts, and the ALHFAM Board of Directors, thank you for joining us both in person and virtually, to explore a subject of importance to all. We extend our genuine wishes for an enjoyable and rewarding week.

Sincerely,
Sonrisa Crespin
Conference Chair

Virtual Forum Chair, Claus Kropp
Graphic Designer, Mary Watson
Editors, Kevin Watson & Martha Katz-Hyman

Advisory Committees:
ALHFAM Future Sites Committee
ALHFAM Skills Training & Preservation Committee (STP)
New Jersey Living History Advisory Council
New Jersey State Historic Sites and Parks

Program Advisors: Ed Schultz, Debra Reid, Barbara Corson, Mark Texel



Conference Chair
Sonrisa Crespin



Conference Planner
Sandy Byard



Communications Chair
Alessandra Thomas



Program Coordinator
Pete Watson



Conference Overview

Thursday, June 6	Check-in
Friday, June 7	Check-in Keynote Address Skill Documentation Rotation Community Service Workshops Field Trips Salted, Smoked and Pickled
Saturday, June 8	Business Meeting Town Hall Regional Meetings Visit to Howell Living History Farm Plowing Match
Sunday, June 9	Workshops Dinner and Annual Auction
Monday, June 10	Workshops Presidential Banquet and Fashion Show
Monday, September 9	Opening Remarks Presentations
Tuesday, September 10	Opening Remarks Presentations Closing Round Table

Week at a Glance

Thursday, June 6

4–8:30 p.m. Open Check-in, *Rider University*

Friday, June 7

7–8:30 a.m. Check-in, *Rider University*
7–8:15 a.m. Breakfast, *Rider University*
7:45– 8:15 a.m. Professional Interest Group Meetings
8:30–10:30 a.m. Welcome & Keynote, *Rider University*
10:45 a.m.–12:15 p.m. Skills Documentation Training, *Rider*
12:15–1p.m. Lunch, *Rider University*
2–5 p.m. **Community Service Workshops ***
6:30–8:30 p.m. Salted, Smoked, & Pickled
Hopewell Valley Golf Course
8–8:30 p.m. First Timer's Reception,
Hopewell Valley Golf Course
9–11p.m. Hospitality Suite, *Rider University*

Saturday, June 8

7–8:45 a.m. Breakfast, *Rider University*
8– 8:45 a.m. Professional Interest Group Meetings
9–10 a.m. ALHFAM Business Meeting, *Rider*
10:15–11:15 a.m. Town Hall, *Rider University*
11:15 a.m.–12 p.m. ALHFAM Regional Meetings, *Rider*
12–12:45 p.m. Lunch, *Rider University*
1:15–6 p.m. Howell Farm Tours & Activities
2:30– 3:15 p.m. Professional Interest Group Meetings
3:15–6:00 p.m. Annual Plowing Match, *Howell Farm*
6:30–8:30 p.m. Pig Roast & BBQ Dinner, *Howell Farm*
8:30 p.m.–7.a.m. Overnight Tent Experience, *Howell Farm*
9–11p.m. Hospitality Suite, *Rider University*

Sunday, June 9

4–8:30 p.m. Open Check-in, *Rider University*
6:30–7:30 a.m. Breakfast, *Rider University*
7:30–8:15 a.m. Morning Kick Off, *Rider University*
9:30 a.m.–4:30 p.m. **Concurrent Full-Day Workshops ***
• Hewing Timbers
• Creating a Successful Dairy Program
• Managing a Green Workhorse
• In the Kitchen with M. Russell
• Shave 'em to Save 'em
• Everything but the Squeal *Part 1*
• Tatting
• Capturing Time on Glass and Wax
9:30 a.m.–12:30 p.m. **Concurrent Half-Day Workshops ***
• First Person Interpretation
• Spinning a Yarn: Historic Fibers
• Plant Parts We Eat
• Patterning Stays that Fit
• Flax Processing: Beginning to End

12:30–1:30 p.m.
2–5 p.m.

• Plowing 101
• Blade Sheep Shearing
Boxed Lunch at Workshops
Concurrent Half-Day Workshops *

• Theorem Painting
• So You Want an Intern?
• A Wardrobe that Works
• Writing Furnishing Plans
• Life Under Canvas
• Museum Makeover
• Indigo Intensive
• Plowing 102

6:30–9 p.m.
9–11 p.m.

Dinner & Annual Auction *Rider University*
Hospitality Suite, *Rider University*

Monday, June 10

6:30–7:30 a.m. Breakfast, *Rider University*
7:30–8:15 a.m. Closing Keynote, *Rider University*
9:30 a.m.–4:30 p.m. **Concurrent Full-Day Workshops ***

Everything but the Squeal *Part 2*
• Simply Stone
• Treats that Wiggle and Jiggle
• Making Hay by Hand
• Timber Framing 101
• 2024 CPR Helping Hands Project
• Dance Fundamentals
• Plowing (Intermediate/Advanced)
• If You Have a Cow...

9:30 a.m.–12:30 p.m.

Concurrent Half-Day Workshops *
• Making History (Maker Movement)
• Living History Institute 2024
• Buns, Curls and Cinnamon Rolls
• What Happens Next?: Succession Planning
• From Demonstrator to Teacher
• Cure-all Compendium
• Blade Sheep Shearing

12:30–1:30 p.m.
2–5 p.m.

Boxed Lunch at Workshops
Concurrent Half-Day Workshops *
• Caring for Calves from Birth - 1 Year
• Wheel Spinning 101
• Planning for Access
• Interpreting Blacksmithing 101
• Aww Shucks: Shucking Oysters
• The Workwoman's Guide
• Vocal Health for Presenters
Presidential Dinner & Fashion Show, *Rider*
Hospitality Suite, *Rider University*

Tuesday, June 11

7–9:30 a.m.
7–11:30 a.m.

Breakfast, *Rider University*
Checkout

* *Workshop locations are provided under daily schedules*



Registration Information

The 2024 conference has two parts: June 7–10 will follow the traditional format, with a keynote program, meetings, field trips and workshops. September 9–10 will be a virtual forum that builds on the conference theme through sessions that include an introduction to the expanded ALHFAM Skill & Knowledgebase (A.S.K.). Registration fees for the in-person portion in June include workshops, meals, and participation in the virtual portion in September. Virtual-only fees are listed for those unable to attend the first part of the conference.

Conference Registration Pricing:

Early Bird Member Registration (<i>ends April 30</i>)	\$575
Early Bird Non-Member Registration (<i>ends April 30</i>) <i>*Includes 1 year ALHFAM Individual Membership*</i>	\$615
Late Registration — Member (<i>ends May 20</i>)	\$615
Late Registration — Non-Member (<i>ends May 20</i>) <i>*Includes 1 year ALHFAM Individual Membership*</i>	\$655
Virtual Only Registration — Member (<i>ends May 20</i>) Coming in August	\$90
Virtual Only — Non-Member (<i>ends May 20</i>) Coming in August <i>*Includes 1 year ALHFAM Individual Membership*</i>	\$130

Registrations will not be accepted after May 20.



Lodging & Directions

The 2024 ALHFAM Annual Conference will be hosted by Howell Living History Farm, located in central New Jersey 12 miles north of Trenton and 15 miles west of Princeton. The conference ‘hub’ will be nearby Rider University, located 60 miles south of New York City and 35 miles north of Philadelphia in Lawrence Township, New Jersey. Scan the QR codes below for travel information, including lodging options at Rider University or the Hilton Garden Inn, Princeton Lawrenceville.

The conference and its program is independently owed and operated by ALHFAM and is not affiliated with Rider University.



Rider University Lodging
2083 Lawrenceville Road
Lawrenceville, NJ 08648-3001



**Hilton Garden Inn
Princeton Lawrenceville**
1300 Lenox Drive
Lawrenceville, NJ 08648

Lodging is available at Rider University, where conference attendees have two options: **double rooms** with a shared floor bathroom (\$47 per person, per night), or **suites** with 4 single rooms and a shared bathroom (\$70 per person, per night). Both options also require a \$24 one-time linen-pack fee, which includes pillow, cotton blanket, sheets, 2 bath towels, and a washcloth.

Registrants staying on campus must select a room type during registration and specify a roommate (for double rooms) or three roommates (for suites).

You must reserve your room no later than May 20, 2024.

Limited rooms are also available at the Hilton Garden Inn: Princeton/Lawrenceville (\$199 per night). Located approximately five minutes by car from Rider University, the hotel provides free parking and has several amenities on site. Hotel breakfast is included in the room fee; breakfast is also available on campus for all conference registrants.

Hotel guests will need to have transportation between the hotel and the campus; transportation will be provided between Rider University and workshop sites.

You must reserve your room no later than Thursday, May 9. Click: [ALHFAM Group Booking Link](#) or call the hotel at 609-895-9200 and request the **ALHFAM Room Block**.

Location	Room Type	Price per Night	Linen Pack (One-Time Fee)	Five Night Total *Not including taxes and fees*
Rider University	Double - shared floor bathroom	\$47 per person	\$24	\$274
Rider University	Single - w/shared suite bathroom	\$70 per person	\$24	\$374
Hilton Garden Inn: Princeton Lawrenceville	\$199 per room	-	-	\$995

Thursday, June 6

Check-In (4–8:30 a.m.)

Registration Table, Rider University

Friday, June 7

Check-In (7–8:45 a.m.)

Registration Table, Rider University

Breakfast (7–8:15 a.m.)

Dining Hall, Rider University

PIG Meetings (7:45–8:15 a.m.)

Dining Hall, Rider University

CPR, PIE and Farm PIGS meeting in the dining hall.

Keynote Program (8:30–10:30 a.m.)

Cavalla Hall, Rider University

Curating Living History and Intangible Cultural Heritage

Join our Keynote Moderator and Panelists for an insightful and compelling look at the challenges and opportunities facing living history professionals, practitioners of skills and trades, and all who seek to safeguard and share the world's intangible cultural heritage. Audience participation is invited during a closing Q & A period.



Introductory Remarks and Moderator

Dr. Isabela Morales

Editor and Project Manager,
Princeton & Slavery Project,
Princeton University
Exhibition & Program Manager,
*Stoutsbury Sourland African
American Museum*

Renowned author and scholar Isabela Morales is the recipient of the Huntington Library's 2023 Shapiro Book Prize for *Happy Dreams of Liberty: An American Family in Slavery and Freedom*. A historian of slavery and emancipation, Dr. Morales received her Ph.D. in history from Princeton University and is the editor and project manager of the Princeton & Slavery Project, an investigation of Princeton University's historical ties to the institution of slavery and ongoing legacies of institutional racism. She is the exhibition and program manager of the Stoutsbury Sourland African American Museum in Skillman, NJ following her recent work as the manager of exhibition development at the National September 11 Memorial & Museum in New York City.

Panelists

Meg Nicholas

Folklife Specialist, Research and Programs
American Folklife Center, Library of Congress

As a folklife specialist with a passion for contemporary ghost lore, the material culture of American Indian artists and communities, and much more, Meg Nicholas brings together folklore, history, and science through research and programs that are at the heart of the American Folklife Center's public history. Her work has been featured in the *Journal of New York Folklore*, in meetings of the International Museum Theater Alliance and American Folklore Society, and at the National Colonial Farm in Accokeek, MD. In combination with her earlier career with Federal agencies providing support to tribal offices, she brings immeasurable experience and perspective to the work of curating living history and intangible cultural heritage.

Justin Chapman

Assistant Director, Historic Trades & Skills
Colonial Williamsburg Foundation

As the curriculum creator for five of Colonial Williamsburg's historical trade shops, the designer and developer of the recently introduced musket and axe ranges, and the manager of CW's exemplary apprenticeship program, Justin Chapman is a passionate and dedicated leader in the practice and documentation of living history trades, skills and interpretation. During his 20+ years with the Foundation, he has served as an school program guide, military interpreter, safety instructor, leather worker, gunsmith, blacksmith and armorer while championing the work of research, training, documentation and succession planning.

Alisa Crawford

Dutch-certified Miller
US Representative, International Committee to Preserve Craft of the Miller

Alisa Crawford is a historian by degree, miller by trade and author by award. She holds a BA in history and MA in museum studies. She trained in Europe in milling and became the first Dutch-certified miller in the Americas and the first woman in the Traditional Grain Millers Guild of the Netherlands. She was the miller of the Dutch windmill in Holland, Michigan for 18 ½ years and has a diploma in milling from the International Association of Operative Millers. She represents the US on a committee to preserve the craft of a miller internationally which is an extension of the inscription of the Craft of the Miller on UNESCO's list of Intangible Cultural Heritage. She is the author of an award winning book on milling, and has served on the board of ALHFAM.

Skill Documentation Training Rotation

(10:45 a.m.–12:15 p.m.)

Rider University

A crash course in documentation, this training rotation will introduce you to basic skills in three different areas: video recording, audio recording and writing standard operating procedures (S.O.P.s). Participants will rotate through four 25-minute breakout sessions to focus on each skill set.

Lunch (12:15–1 p.m.)

Dining Hall, Rider University

Concurrent Classroom Educational Opportunities,

Community Service Workshops and Field Trips

(2–5p.m.)

Buses depart from Rider University at 1:15 p.m.

Select the experience that best suits your interests:

Classroom Educational Opportunities

Looking for a more in-depth understanding of the work, resources and material covered in the Keynote Panel and Skill Documentation Rotation sessions? Choose from longer speaker sessions run by panel and rotation presenters who will be sharing specific information, tools and techniques that you can apply to your site's training and documentation needs. This is an opportunity to work with experts who can help you preserve skills, practices, traditions and other intangible culture important to your museum, trade, craft or interest.

ALHFAM Oral Histories

(2–5 p.m.)

Thomas Pierce, Ph.D. Radford University

Rider University Max: 30

The knowledge we have so painstakingly collected over the years should not be lost. Join Dr. Thomas Pierce in this Oral Histories Intensive workshop. In the first portion of the workshop, participants will learn best practices and techniques for gathering oral histories, including establishing rapport, gaining proper consent, developing questions/talking points, and digital media usage. In the second portion, participants will work in smaller groups collecting oral histories from current ALHFAM members that will be stored in the A.S.K. database.

Cultural Heritage Documentation - American Folklife Center

(2–3:30 p.m.)

Megan Nicholas, Folklife Specialist, Research and Programs, American Folklife Center, Library of Congress

Rider University Max: 30

This session is intended as an introduction to the process of cultural heritage documentation. The session will outline how to design a documentation project, including consideration of goals and outcomes, determining limitations of scope, establishing potential partners, and planning for final archiving and access.

Documenting the Present: Preserving Your Trades for the Future

(2–5 p.m.)

Justin Chapman, Assistant Director, Historic Trades & Skills, Colonial Williamsburg Foundation

Rider University Max: 30

This will be a primer on methods of documenting and archiving trades methods and practices to avoid loss of institutional memory. So many times we lose tremendous amounts of knowledge and ability when an experienced trades practitioner departs. This presentation will focus on methods of capturing that knowledge before those people depart, and on making those practices a part of the normalized culture. Participants will discuss and learn about outlines, video capturing, archiving, and other methods used to capture this information.

SkillClip Intensive

(2–5 p.m.)

Jared Fletcher, owner, Hundred Year Films

Rider University Max: 24

Smartphones have placed the power of videography and photography at our fingertips. Join award winning filmmaker Jared Fletcher in a 3 hour intensive that will share the importance of storytelling through videography as a method of documenting the voices and processes of history that we hold dear. In the first portion of this workshop learn filming/videography best practices. In the second portion, step out of the classroom and into the field and practice your newly acquired skills with the help of Jared and his experienced team of filmmakers.



Community Service Workshops

Explore and assist local historic sites, farms, and organizations through various community service workshops in the Mercer County area! While some workshops involve fieldwork or other outdoor labor, others involve indoor handwork, cooking or archival projects. Please prepare accordingly! (For farming or lumber workshops, wear closed-toed shoes, and wear breathable clothing.)

Reinvestigating the Assassination of Arthur Erwin

Amy Hollander, Historic Resources Manager,
Erwin-Stover House and Stover-Myer's Mill, County of Bucks, Pennsylvania

Erwin-Stover House, Erwinna, PA Max: 12

Arthur Erwin was a Revolutionary War hero, a good friend of the Pennsylvania Governor and the wealthiest man in Upper Bucks County. The history books love him, the town of Erwinna was named after him, so why was he assassinated in 1791? Unraveling the truth, both good and bad, about this wealthy Irish land speculator's death led to the creation of a powerful living history production, *The Assassination of Arthur Erwin*. It shares Arthur's role in the little known Pennamite-Yankee War (1769-1799) and provides accounts from both the Pennsylvanian and the Connecticut perspectives, leaving the audience room to decide what the truth may be. This puzzling cold case was already an interesting mystery, but new research has us questioning whether this was really a political assassination at all, or whether it was a crime of passion perpetrated by his estranged wife. During the first half of this session we will present the hour long play to the attendees, and the second half will be a community service workshop. Attendees will share their expertise, aid in assessing the new evidence and help to determine whether it should be incorporated into the script and if so how, as it reveals a darker side of a beloved historical figure.

Cooking for Salted, Smoked and Pickled

Johanna Swartzentruber, Foodway Interpreter, *Howell Farm*
Howell Living History Farm Max: 10

Learn wood stove cooking techniques and historic recipes in Howell Farm's turn of the 20th-century kitchen with foodways interpreter Johanna Swartzentruber. All tasty treats prepared will be shared at the Salted, Smoked and Pickled Gathering later that evening!

Potato Cultivating

Howell Living History Farm Staff
Howell Living History Farm Max: 12

Our annual potato harvest began 40 years ago as Howell Farm's first program supporting local food banks. Learn cultivation methods from our historical farmers, including how to use a horse-drawn middle buster, hand tools, hilling, and good old-fashioned manual weeding techniques. Your efforts will contribute to this year's projected +1 ton potato harvest, which will be donated to Mercer County food pantries.



City Gardening

Capital City Farm, Trenton, NJ Max: 10
Isles Community Gardens, Trenton, NJ Max: 10

Capital City Farm is Trenton, New Jersey's first urban farm. It distributes over 11,000 pounds of free, fresh produce each year to visitors and local soup kitchens in the Mercer County Area. Isles' Community Gardens include more than 70 neighborhood gardens where residents grow their own vegetables, herbs and flowers. In this three hour gardening workshop, join Farmers Walter Roberts and Justin Andrews as they team up to help harvest and process crops that will be distributed at Saturday food pantries and markets, and help gardeners build raised beds with lumber milled at Howell Farm.

Spinning for Donation (*Intermediate Spinners Only*)

Margaret Quinn, Interpreter, *Howell Living History Farm*
Howell Farm Max: 5

This workshop is geared towards participants with previous spinning experience. Practice single and double-treadle wheel spinning and share your skills, techniques and experiences with the group as you produce material for donation to schools and local charitable organizations.

Metadata Transfer Bee: A.S.K. Database Upgrade

Matt Miller, A.S.K. Database Manager, ALHFAM
Rider University Max: 4

Assist ALHFAM A.S.K. Database co-founder and computer expert Matt Miller as he prepares to launch the database's brand new cataloging system. Transfer important information over to the system's new platform while learning about the origins and future direction for the A.S.K. Database. Participants are encouraged to bring their own laptops and tablets.

Knitting/Crocheting for Donating

(*Previous Knitting/Crocheting Experience Required*)

Howell Living History Farm Staff
Rider University Max: 30

Join the Howell Farm needlewomen in creating knitted or crocheted items for community centers and charitable organizations. Share your skills, techniques and experiences with the group. Yarn will be provided. We encourage you to bring your own needles and/or hooks!



Lumber Cutting

Scott Stephens and Alan Samuelson

Howell Living History Farm & Washington State Park Max: 6

Assist expert sawyers Scott Stephens and Alan Samuelson as they operate a modern Wood-Mizer Mill and a steam-powered circa 1920 Frick Circular Saw Mill to cut lumber for use at nearby community gardens, county and state parks, and local historic sites. Each participant will have an opportunity assist with both operations.

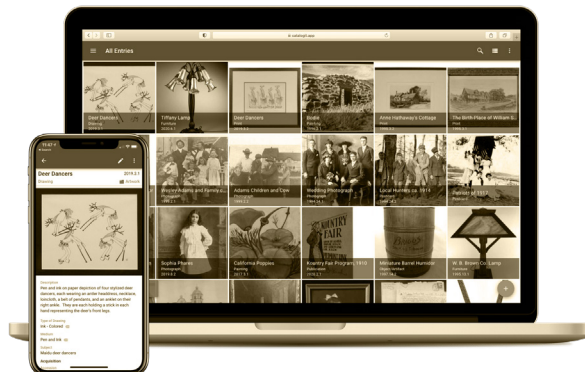
CPR Workshop at the Armory

Rick Kriebel/Andy Grant

Lawrenceville Armory Max: 15 (*formal collections experience required but official CPR PIG membership not necessary*)


The National Guard Militia Museum of New Jersey tells the story of the state's Militia and National Guard beginning with Dutch, Swedish and British colonization through the War for Independence to the Civil War, World Wars I and II and up to the present day, paying particular attention to the diversity of the New Jersey citizen soldier and his or her experience. Notably, the museum has one of the largest collections of New Jersey related Civil War research material in the country, including copies of diaries, letters, newspaper clippings, memoirs, regimental histories and articles. ALHFAM volunteers will visit the Lawrenceville Armory to advise them on the conditions of both their artifact displays and artifact storage. ALHFAM volunteers will record both what the Armory is doing well, and what they could improve. Lawrenceville Armory volunteers will accompany ALHFAM volunteers to learn from them firsthand.

CatalogIt



CatalogIt is an application for documenting the Story of Things. Each story begins with a single item — where, when, how, and by whom it was made; what it was used for; and how it came to be where it is today. As an item's story unfolds, it is enriched by relationships to other items, people, and places based on shared physical characteristics and history. [CatalogIt](https://www.catalogit.app/) empowers you to discover these interconnected stories, record them in detail, and present them in an accessible, inspiring format.

<https://www.catalogit.app/>



Here, your goals are within reach.

With undergraduate programs in the arts, business, education, liberal arts and sciences, we provide students with the opportunity to explore their interests while discovering their focus through hands-on Engaged Learning experiences. In the classroom and beyond, we'll help you create a future that feels true to you.

Field Trips

Take a behind-the-scenes curator's tour for multiple New Jersey State historic sites! View collections and buildings that enable interpretive and educational programming. Please come prepared with closed toed shoes suitable for walking and a water bottle.

Rockingham Historic Site

[Website](#) Max: 20

Join Director Lisa Flick in a private tour of Rockingham historic site and discover the rich history it has to offer. Rockingham served as General George Washington's final wartime headquarters from late August to early November, 1783, while Congress met in Princeton. Washington's Farewell Orders to the Armies of the United States was written here in late October, just before he and Congress received word that the definitive treaty ending the Revolutionary War had been signed.

Old Barracks Museum

[Website](#) Max: 20

The Old Barracks Museum preserves the history of a building constructed in 1758 as a French and Indian War military barracks, that was used as winter quarters for British soldiers. Throughout the Revolutionary War, the Barracks was used for a variety of purposes by both the British and the Americans. It also stood witness to Washington's crucial victory at the Battle of Trenton. Learn more about the rich history of the Old Barracks Museum by joining the museum director in a private tour.

Washington Crossing Historic Park

[Website](#) Max: 20

Take an in-depth look a Washington Crossing State Park with Interpretive Resource Specialist and historian Mark Sirak, who will introduce you to the site where George Washington crossed the Delaware River in 1776 and turned the tide of the Revolutionary War. During the tour you will visit the Johnson Ferry House, the only witness structure still standing on either side of the river, and learn about plans for the new museum that will open in concert with the State's celebration of the 250th anniversary of the signing of the Declaration of Independence.

Stoutsburg Sourland African American Museum


[Website](#) Max: 20

Located at the National Historic Register-listed Mt. Zion AME Church in Skillman, NJ, SSAAM is the only museum in Central New Jersey telling the African American story from the trans-Atlantic slave trade to the present day. Join members of the museum staff, including conference keynote speaker Isabel Morales on a private tour of Mt. Zion AME Church and historic True Farmstead — sites that have been home to African Americans in the Sourlands for generations.

Princeton Battlefield State Park

[Website](#) Max: 20

Join Park Superintendent Will Krakower for a tour of the site of one of the fiercest battles of the American Revolution, where American troops under General George Washington surprised and defeated a force of British Regulars on the morning of January 3, 1777. The Battle of Princeton capped 10 days of maneuvering and fighting, including three battles, which began with Washington's famous December 25, 1776 crossing of the Delaware. The tour includes visits to the Clarke House Museum, the Mercer Oak, and the iconic colonnade and medallion, a stone patio marking the approximate gravesite of 21 British and 15 American soldiers killed in the battle.



SALTED, SMOKED
& PICKLED
BARON DILLON GRILL

Salted, Smoked & Pickled (6:30 - 8:30 p.m.)

Baron Dillon Grille, Hopewell Valley Golf & Country Club

Join us for a tasty Salted, Smoked & Pickled gathering! Enjoy appetizers and a cash bar, connect with your fellow members...and discover a surprising connection to ALHFAM's "Rough on Rats" tee-shirt tradition. Bring your local delicacies to share!

First Timer's Reception (8-8:30 p.m.)

Baron Dillon Grille, Hopewell Valley Golf & Country Club

If you are a new member—or if this is your first ALHFAM annual meeting—you are cordially invited to a reception in your honor, following the Salted, Smoked & Pickled gathering! Learn what you need to know as you become a member of the ALHFAMily and put names to faces. Past presidents and current Board members will be in attendance to welcome new members

Buses depart beginning at 8:30 pm.

Hospitality Suite (9-11 p.m.)

Saturday, June 8

Check-In (7–8:45 a.m.)

Registration Table, Rider University

Breakfast (7–8:45 a.m.)

Dining Hall, Rider University

PIG Meetings (8–8:45 a.m.)

Dining Hall, Rider University

FPI, Machinery, and Foodways PIGS meet in the dining hall.

Business Meeting (9–10 a.m.)

Cavalla Hall, Rider University

All conference participants are invited to attend and participate in the business of ALHFAM, and learn more about upcoming conferences.

Town Hall (10:15–11:15 a.m.)

Cavalla Hall, Rider University

How does the field of living history survive time? Come ready to share how your individual site has made efforts to document and preserve the folklife it presents to the public, including any successes and struggles you've had in the process. All conference participants are invited to voice their opinions and ask questions.

Regional Meetings (11:15 a.m.–Noon)

Rider University

ALHFAM also hosts regional meetings between annual conferences, with additional content targeted to localized needs. Catch up on the latest news and information from your region: New England, Mid-Atlantic, Southeast, Midwest-MOMCC, Mountain/Plains, and West regions in the United States; Atlantic, Central, and Western in Canada; as well as an International region.

Lunch (Noon–12:45 p.m.)

Dining Hall, Rider University

Visit Howell Living History Farm (1:15–4 p.m.)

Buses depart promptly from Rider University at 12:45 p.m.

Enjoy the rich history of Pleasant Valley through guided and self-guided tours. Visit 150 acres of crop fields, historic houses, and barns as period interpreters and craftsmen bring the farm to life.

PIG and DEAI Meetings (2:30–3 p.m.)


HATs and Trades PIGS, DEAI committees

Howell Farm Visitor Center

Plowing Match (3–6:30 p.m.)

Howell Living History Farm

Whether you're a novice or professional plowman, show up and show off your skills in the annual Plowing Match. Ribbons are awarded in Novice, Beginner, Experienced and Advanced classes. No experience is necessary; sign up during registration.



BBQ DINNER

HOWELL FARM

BBQ Dinner (6:30–8:30 p.m.)

Howell Living History Farm

Make your way back to the Visitor Center for a pig roast and the announcement of the winners of the 2024 Plowing Match. No need to dress up, just bring an appetite!

Buses to Rider University depart, beginning at 8:30 p.m.

Hospitality Suite (9–11 p.m.)

Rider University

Optional Overnight Experience (8:30 p.m.–7 a.m.)

Howell Living History Farm

For a limited number of participants: Join Andy Grant of Fort Mott and the NJ State Park Service for an overnight adventure sleeping in Army tents. Learn about the various tents that the US military has used over the past 250 years, and help set up, take down, and stow them: from small two-person "shelter halves" to the large General Purpose Medium tent that sleeps 21 soldiers. During this special overnight experience, you will use US Army stoves and cooking equipment from World War II and the Korean War to make a hot breakfast for the group. Participants will need to bring their own bedding and pillow, as well as any other supplies needed for an overnight trip. Transportation back to Rider University will be provided.

Buses will depart promptly at 7 a.m.



Sunday , June 9

Auction Item Drop Off (6:30–7:30 a.m.)

Cavalla Hall, Rider University

Please drop off donations and completed donor forms for the Annual ALHFAM Auction.

Breakfast (6:30–7:30 a.m.)

Cavalla Hall, Rider University

Morning Kickoff (7:30–8:15 a.m.)

Cavalla Hall, Rider University

Buses depart Rider University promptly at 8:30 a.m.

Travel to the location of your full-day or half-day morning session.

Full Day Concurrent Workshops

(9:30 a.m.–5 p.m.)

Hewing Timbers

Tom Kelleher, Historian and Curator of Mechanical Arts,

Old Sturbridge Village

Washington Crossing State Park Max: 6

In this hands-on workshop, participants will use chalk lines, felling and broad axes to lay out and square up logs for use in timber frame construction projects. We will review tool care, including sharpening, and safe use. We will consider wood choices and solutions to common problems, as well as consider the use of an adze instead of an axe for final finishing. The timbers produced in this workshop will be used for the Timber Framing 101 workshop, happening Monday, June 10th.

Considerations for Creating a Successful Dairying Program at Your Site

Katelyn Pogue & Alessandra Thomas, Historic Farmers,

Howell Living History Farm

Howell Living History Farm Max: 12

While the idea of having a dairy cow at your living history location may seem like a good one, many questions are bound to arise. What is the right cow for your region and time period? What do you plan on doing with the milk? How will you interpret dairying to the public? This hands-on workshop describes the considerations, logistics and skills needed to bring a dairy cow onto your historic site. Participants will have opportunities to groom, handle, and milk a dairy cow, while presenters will share firsthand knowledge gleaned from 2 years of successful dairying and related public programming at their living history location.

In the Kitchen with Malinda Russell

Pamela Cooley, Historic Cook and Researcher, *Hyde Hall Historic Site*

Mercy Ingraham, Open Hearth Cook

Kim Howe, Historic Domestic Skills Interpreter, *The Farmers Museum, Cooperstown, NY*

Howell Living History Farm Max: 10


Malinda Russell, a free woman of color, published *A Domestic Cookbook: Containing a Careful Selection of Useful Receipts for the Kitchen by an Experienced Cook* in 1866. Hers is the oldest known cookbook authored by an African American. This workshop will begin with an overview of Mrs. Russell's extraordinary life and a discussion of the importance of her seminal work. Then, with guidance, participants will parse a selection of Mrs. Russell's recipes to create workable culinary instructions (staying as authentic to the period as possible) and go on to prepare (and savor) some of her delicious baked goods and savory dishes, all while learning the basics of wood stove cookery on the kitchen's Glenwood cast iron wood stove.

Everything but the Squeal (Part 1)

Melissa Vickers, Culinary & Domestic Skills Historian

Howell Living History Farm Max: 10

When it came to feeding their families, historic housewives were not strangers to using as many parts of a slaughtered animal as possible. This two-day workshop will focus on New England and British recipes from the mid-18th to early-19th centuries, and will provide an opportunity for participants to prepare a variety of historic recipes using many of these once-common ingredients: hog head, chine, blood, intestines, offal, trotters, caul, and fresh lards (leaf and fatback). This class is open to both novice and seasoned cooks, and is great for those who want to provide a foodways complement to an on-site butchering program, or those who simply wish to try their hand in preparing some often-underutilized historic foodways receipts. *(Registration required for both day one and day two to participate in this workshop)*



Managing a Green or Inexperienced Work Horse

Donn Hewes, Owner, *Donn's Teamster School*

Howell Living History Farm Max: 10

Participants will set a clear goal of creating a calm, relaxed, working draft horse partner. To do so, it is vital to assess how all our interactions with a horse can contribute to our objective. In this hands-on, interactive workshop, participants will talk about, demonstrate, and practice steps to achieve this goal while handling, training, and working a young or inexperienced horse. We will emphasize safety at all steps in the horse's development.

Tatting

Alejandra Asencio, *Nash Farm*

Rider University Max: 12

In this workshop, participants will get the basic tools and learn the skills to make tatted lace. Tatting became the popular commonwoman's way of making lace in the early 1800s and continues to this day. Participants will receive a kit with all necessary tools to make a decorated pincushion and will learn everything required to make anything else of their choosing!

Shave 'em to Save 'em:

Spinning as a Conservationist Act

Emily Hauer, *Conner Prairie*

Rider University Max: 10

For those involved in living history and attempting to relearn and understand the nuances of heritage skills, having access to (and experience with) period correct materials is crucial. Participants of this one-day workshop will be provided with wool samples from nine breeds to spin and evaluate: Tunis, Leicester Longwool, Oxford, Dorset Horned, Cotswold, Gulf Coast Native, Shropshire, Hog Island, Florida Cracker. There will be room for participants to give their critique (and learn from the insights of others) of the considerations and requirements of these wool types. Also discussed will be perceptions about the impact and importance material selection has in (re)learning historic skills, and ways living history sites can promote the continued existence of these resources. The focus of this workshop is on the comparative properties of various breeds' fleece (rather than an introduction to spinning). Those wishing to join this session are expected to have previous spinning experience and encouraged to bring their own spinning wheels or drop spindles along with them (a few loaners may be available at the conference).



Capturing Time on Glass and Wax: 1890s-1900s Photography and Audio Recording

Grant Hanson, Living Historian, *Nash Farm*

Rider University Max: 10

Have you ever been curious about how some of the primary sources we study so often were actually created themselves? In this workshop you'll have not only an opportunity to learn how photos and audio recordings were made at the turn of the 20th-century, but you'll have a chance to create some yourself. Included is a lesson in audio recording using wax cylinders, portraits taken on glass plates, and a lesson in historic printmaking.





Morning Concurrent Workshops

(9:30 a.m.–12:30 p.m.)

Spinning a Yarn: A Hands-on Examination of Historic Fibers

Rose Gallenberger, Lead Interpreter, *Seton Shrine*

Betsy Barr, *Colonial Pennsylvania Plantation*

Rider University Max: 20

Once a ubiquitous part of life, the art of hand spinning has been in decline since the first industrial revolution. Yet, from the perspective of those who demonstrate spinning, visitors with varying backgrounds are captivated by the process of spinning raw fiber into thread or yarn. This session will give participants an overview of the history and properties of natural fibers (wool, silk, flax, cotton), tools for processing the fibers, ideas for integrating it into interpretation, and beginning instruction on spinning. Participants will receive a drop spindle and 4 oz. of wool to use during the session and take home to continue learning the trade. All are welcome, whether new to spinning or experienced!

Fixing Foundations: Patterning Stays that Fit

Carrie Midura, Coordinator of Historical Clothing & Households,

Old Sturbridge Village

Rider University Max: 8

Stays and corsets are the building blocks that provide a solid foundation for a period-accurate wardrobe, but for many the struggle is real to find comfortable and well-fitted versions. This pattern alteration workshop explores the basics of 18th-century stays design (1720s-1780s) and walks participants through the steps of altering existing patterns (taken from original garments or modern commercial patterns) to fit the needs of an individual body. Each participant will leave with a customized pattern and the experience to alter additional styles on their own.

Blade Sheep Shearing

Margaret Quinn, Shearer, *Howell Living History Farm*

Howell Living History Farm Max: 3

Learn how to properly “throw” sheep, proper shearing positioning, standard shearing pattern and technique, hoof trimming/care, and how to recognize and address health issues. Participants are encouraged to bring their own shearing blades.

You CAN Do It: Exploring How First-Person Can be a Positive Interpretive Tool

Kandie Carle, Chair, *F.P.I. PIG*

Ron Carnegie, Understudy Chair, *F.P.I. PIG Colonial Williamsburg*;

Alena Shellenbean, *American Independence Museum*

Rider University Max: 40

In this interactive workshop, participants will explore first-person interpreters' skills, techniques, and discovery—including on-your-feet exercises, character development, and shared experiences. Choose from two workshop tracks: beginner/intermediate or advanced.

Plowing 101: Basic Plowing

Howell Living History Farm Staff

Howell Living History Farm Max: 15

This is a workshop for novice to intermediate plowers who are looking to learn and practice the art of plowing. Learn proper technique and tips from experienced teamsters on how to achieve even and straight furrows. Participants will work in small groups to ensure maximum time behind the plow. (You will not be required to drive draft animals.) We recommend wearing sun-protective clothing, hats/sunglasses, closed-toed shoes, and bringing a refillable water bottle.

Plant Parts We Eat

Susie Gilmore, Independent Museum Professional

Howell Living History Farm Max: 20

There's something memorable about pulling your first carrot out of the ground, or tasting a fresh cherry tomato off the vine! At Shelburne Farms, interactions with food and hands-on activities are at the heart of connecting visitors to the importance of farms and the land in their everyday lives. In this workshop, participants will engage in some of our favorite hands-on activities that connect visitors to plants and the parts that they eat. We will dissect wheat, test our taste buds, and play some games as we think about how to plan fun programs for our visitors.

Flax Processing: Beginning to End

Ed Schultz, Master Historic Farmer, *Colonial Williamsburg*;

Eva Mergen; Joe Schott, *Landis Valley*

Howell Living History Farm Max: 15

Participants' minds and hands will be engaged in this immersive workshop focusing on 18th-century methods of processing flax from growing it to creating a material that can be spun. Each person will work with others to create a video of themselves explaining the process of breaking, hackling, and tying a strick to use as a skills resource in the future.

Lunch (12:30–1:15 p.m.)

Lunch at full day/morning workshop locations

Afternoon Concurrent Workshops

(2–5 p.m.)

Buses depart at 1:30 p.m.

The Basics of Writing Furnishing Plans

Martha B. Katz-Hyman, Independent Curator
Rider University Max: 15

This workshop will cover the basics of writing a furnishing plan for your historic site, starting with primary source documents and ending with the finished plan. By the conclusion of the workshop, participants will have learned the techniques of writing plans, the resources available for support, and the best types of sources to consult. Group discussion of participants' specific projects and their unique challenges will be included.

Life Under Canvas

Andy Grant, Resource Interpretive Specialist, *Fort Mott State Park, New Jersey State Park Service*

Anna Bohn, Historic Interpreter, *Fort Mott State Park, New Jersey State Park Service*

Howell Living History Farm Max: 20

An army in the field has to be mobile and ready to move camp at a moment's notice. To accomplish this, shelters and equipment have to be designed to be easily packed and transported between locations. Until recently, most shelters were constructed of a cotton canvas material. In this workshop, participants will learn about the various tents that the US military has used over the past 250 years. Participants will help set up, take down, and stow tents: from small, two-person "shelter halves" to the large General Purpose Medium tent, which sleeps 21 soldiers. This will be a hands-on experience for all skill levels.

A Wardrobe That Works

Kay Demlow, *Lavender's Green Historic Clothing*
Rider University Max: 15

This workshop is an introductory look (or a helpful review) of costuming considerations, whether for a single interpreter or an entire site. Kay Demlow, owner of Lavender's Green Historic Clothing, will share her practical approach to dressing interpreters in real clothing that works. Using Edwardian-era primary sources as examples (fashion plates, photographs, printed descriptions, contemporary writings, etc.), we will develop a framework for building a wardrobe plan that works for you. You will learn the questions to ask, the ways to find answers, and the process for adding to a working wardrobe, year by year. Whether in the front parlor, the kitchen, the field, or the barn, your clothing will look like it belongs to your persona. This approach applies to any time period, not just the Edwardian era.



Painting the Past, Inspiring the Future: A Workshop on Theorem Painting for Living Historians and Inspiring Artisans

Amy Armstrong, Living History Coordinator, *Historic Arkansas Museum*

Howell Living History Farm Max: 10

Delve into the past and create your own 19th-century theorem painting masterpiece! Participants in this workshop will learn about the history of theorem painting and its relevance to 19th-century female academies and finishing schools, where theorem painting was a regular part of the curriculum. Using 19th-century instructions and techniques, each participant will then choose a subject, learn how to create a set of layered stencils of said subject, then learn the various paints, canvas materials, and painting techniques needed to achieve the most pleasing results. No previous painting experience required!

So You Want an Intern?

Katie Boardman, Lecturer, *Cooperstown Graduate Program in Museum Studies*

Rider University Max: 20

Katie Boardman brings years of experience in supervising internships at an open-air museum and coordinating graduate-level internships at the Cooperstown Graduate Program in Museum Studies. Learn what makes an internship successful and details of designing, funding, recruiting for, managing, supporting, and evaluating one. Bring your questions and concerns; a checklist and design worksheet will be provided for you to create your first or a revised draft of an internship program during this workshop.

DIY Museum Makeover: How The Dudley Farm Explained a c. 1900 Granary to 21st-Century Audiences
Beth Payne, Museum Director, *The Dudley Farm Museum*
Laurie Pasteryak, Museum Consultant
Rider University Max: 30

Small and mid-sized museums often lack the time and resources to refresh their permanent exhibits. Using The Dudley Farm Granary as an example, participants in this experiential session will be divided into small groups and provided with the original granary project proposal, “before” photographs of the exhibit space, and a list of available resources. Halfway through the workshop, participants will be provided with a challenge that needed to be addressed before the project was completed.

Indigo Intensive

Joe Wixted, *Colonial Williamsburg*
Howell Living History Farm Max: 20

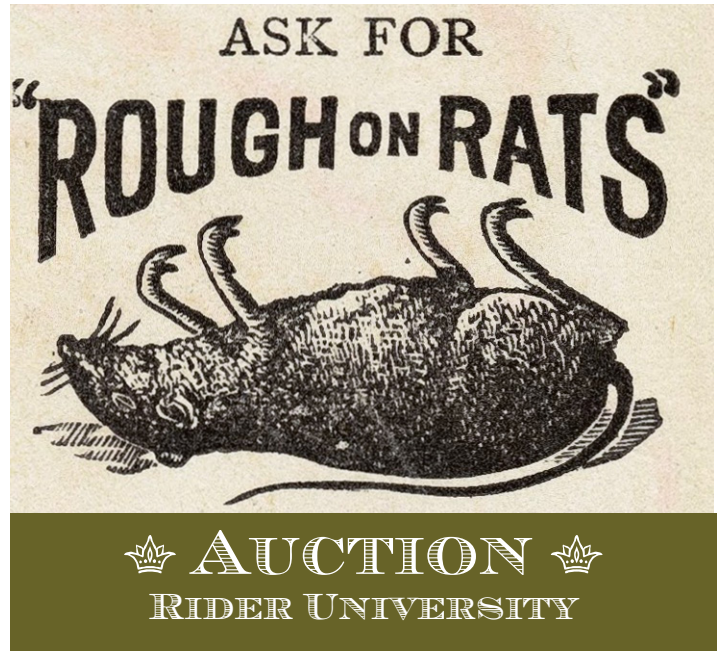
This workshop is a deep dive into indigo in the eighteenth century. We will go through the process of indigo production: from planting and growing to harvesting...and all the way through processing indigo into dye. Participants will explore the tips and tricks that have been learned through experience, with plenty of opportunities to ask questions about anything and everything that they might need to know to help unlock the mysteries of indigo. Afterwards, participants will get a chance to use indigo to create an active dyebath. You are welcome to bring items weighing 4 oz. and under for the dye pot.

Plowing 102: Plow Adjustment

Howell Living History Farm Staff
Howell Living History Farm Max: 15

Workshop for intermediate-to-advanced plowers who are looking to explore the nuances of plow adjustment. Previous plowing experience required. Learn proper technique and tips from experienced teamsters on how to recognize problems and plow adjustment solutions. Participants will work in small groups to ensure maximum time behind the plow. (You will not be required to drive draft animals.) We recommend wearing sun-protective clothing, hats/sunglasses, closed-toed shoes, and bringing a refillable water bottle.

Buses depart from workshop locations at 5:15 p.m.



Dinner and Annual Auction (6:30–9 p.m.)

Cavalla Hall, Rider University

The auction features hundreds of interesting items donated by conference attendees, ALHFAM business members, as well as trades and craftspeople. The evening includes both a silent and live auction occurring side-by-side. Pay by cash, checkbook, or credit cards—and bring your sense of humor for an evening of fun!

Hospitality Suite (9–11 p.m.)

Rider University

Talbott & Co. Heritage Goods

Handmade mid-19th century items for your period correct impression: Shirts, vests, neckwear, slat bonnets, aprons, toiletries, needlework accessories, toys, mechanic's caps and more. Custom vests and shirts a specialty!



www.talbottandco.etsy.com

Eileen M. Hook,

Proprietor

Ehook54@comcast.net

1-916-802-4388

Talbott & Co. Heritage Goods

Monday, June 10

Breakfast (6:30–7:30 a.m.)

Cavalla Hall, Rider University

Morning Kickoff (7:30–8:15 a.m.)

Cavalla Hall, Rider University

Buses departing from Rider University at 8:30 a.m.

Full Day Concurrent Workshops

(9:30 a.m.–5 p.m.)

Simply Stone

Wind Chapman, Director, *Long Mountain Living History Center*
Howell Living History Farm Max: 10

Join Long Mountain Living History Center Director Wind Chapman in this crash course in building with stone with and without mortar. Workshop participants will learn how to select and shape stones for building. They will also develop a working understanding of site selection and making foundations.

Delicious Treats That Wiggle and Jiggle

Michele Crew, Manager of Foodways, *Genesee Country Village*
Howell Living History Farm Max: 10

Ever wonder what a blancmange is? Or a roly-poly pudding? Try your hand making (and tasting!) dishes that wiggle and jiggle using a variety of recipes spanning the 19th century in this hands-on workshop. Participants will have the opportunity to practice boiled pudding skills, work with isinglass, and create molded jellies to show off to fellow conference attendees. Participants are welcome to bring with them any molds they've been wanting to try. All participants should wear natural-fiber garments that cover their arms and legs; hair must be kept up at all times. Participants should also wear closed-toe shoes and bring along their own apron and a water bottle.



Timber Framing 101

Tom Kelleher, Historian and Curator of Mechanical Arts,
Old Sturbridge Village

Washington Crossing State Park Max: 6

In this one-day, hands-on workshop we will cover the basics of timber frame construction and assemble a timber frame structure to understand basic principles and vocabulary. We will then review tools (including augers, chisels, mallets, and saws), their care (including sharpening), and their use—before laying out and cutting mortise-and tenon joints, and discussing other joints and techniques. We will also discuss timber selection, compare framing by square and scribe rule methods—and rive and shave oak trunnels. Timbers produced in the Timber Hewing workshop will be used for this workshop.

Everything but the Squeal (Part 2)

Melissa Vickers, Culinary & Domestic Skills Historian
Howell Living History Farm Max: 10

When it came to feeding their families, historic housewives were not strangers to using as many parts of a slaughtered animal as possible. This workshop will focus on New England and British recipes from the mid-18th to early-19th centuries, and will provide the opportunity for participants to prepare a variety of historic recipes using many of these once-common ingredients: hog head, chine, blood, intestines, offal, trotters, caul, and fresh lards (leaf and fatback). This class is open to both novice and seasoned cooks, and is great for those who want to provide a foodways complement to an on-site butchering program, or those who simply wish to try their hand in preparing some often-underutilized historic foodways receipts.

(Registration for Part 1 of this workshop is required for participation in Part 2.)

If You Have a Cow...

Clarissa Dillon

Washington Crossing State Park Max: 8

Dairying—using milk to make butter and cheese—was the business of many colonial and 19th-century housewives in North America. In this hands-on workshop, participants will churn butter, make raw or soft cheese, and learn about producing hard cheese. They will also be able to sample the results of their work.

2024 CPR Helping Hands Project

Rick Kriebel, Chair, *CPR PIG*

William Trent House Max: 12

Our 2024 Helping Hands will take place at the William Trent House. There, we will organize research materials and perform conservation cleanings of textiles in the house. The project will be open to 6-12 participants, free of charge. The Trent House will provide carpooling from Rider University to their location, and will provide us with lunch as well.

Making Hay by Hand

Dave Hruska, Coordinator of Agriculture, *Old Sturbridge Village*
Howell Living History Farm Max: 8

Learn how to mow, dry, and store hay without machinery. Participants will learn how to sharpen a scythe and adjust it to work with their body, honing their technique (and blade!) with both American bent-snath and European straight-snath scythes. You will learn how to leave a clean swath and neat windrow, and how to do this as part of a gang. The afternoon will be dedicated to the art of tending (or tedding) hay for best results—and to shield your crop from uncertain weather—with the ultimate goal of building a stable load to store properly in a barn or haystack. Participants are strongly encouraged to bring their own scythe to have it sharpened and set up.

Dance Fundamentals for Historical Site Interpreters

Jeanette Watts, Historical Dance Consultant
Rider University Max: 24

Living history tends to focus on how people worked. But while the farmer was farming, the miller was milling, the butcher was butchering, and the tailor was tailoring (and while their wives were sewing, cooking, weaving, spinning, sweeping, and washing), what were all of the above THINKING about? Dancing. In order to address the needs of 200+ years of American history, this class will cover the basic vocabulary of country dances, and apply them to dances from 1776, 1800, 1825, 1862 and 1890. There will be other stops in between to meet the needs of class attendees.

Plowing 201: Advanced Plowing and Driving

(For Intermediate & Advanced Plowers with Driving Experience)
Howell Farm Staff

Howell Living History Farm Max: 15

This is a workshop for folks who have experience plowing, separate experience driving—and are looking to do both simultaneously. Learn proper technique and tips from experienced teamsters on how to achieve even and straight furrows while driving a team of horses. Participants will work in small groups to ensure maximum time behind the plow. We recommend wearing sun-protective clothing, hats/sunglasses, closed toed shoes, and bringing a refillable water bottle.

Logging

Scott Stephens, *Stephens Sawmilling & Horselogging Co.*
Howell Living History Farm Max: 3

Learn the basics and best practices of logging with horses with veteran teamster Scott Stephens and his Suffolk Draught Horses. Skid logs from the woodlot to the landing in preparation for processing at the sawmill.



Morning Concurrent Workshops

(9:30 a.m.–12:30 p.m.)

Making History: Using the Maker Movement to Preserve Intangible Cultural Heritage

Tim Betz, *Northampton County Historical and Genealogical Society*,
Easton, Pa.
Rider University Max: 30

This workshop looks at the ways that the ethos and concept of the makerspace can be applied and used by living history practitioners to create more hands-on experiences for the public. This approach, focused on researching, duplicating, and teaching historic trades, can (and should) be used to help preserve historic ways of making: a vital form of intangible cultural heritage, and an important (often hidden) job that museums and history practitioners can do. Additionally, participants will learn tools and techniques for using digital technology to preserve, teach, and learn historic trades and crafts.

Buns, Curls and Cinnamon Rolls

Kandie Carle, owner K & C Enterprises, *The Victorian Lady*
Rider University Max: 12

Nope, not foodways: This is mastering the basics of hair styles, which incorporate creating tasty images...with your hair. These techniques span the late 1700s through 1915. A variety of eras and time periods will benefit from these basic techniques. Resource list as a handout included. Pre-workshop supply list will be given out in advance. With 25+ years of having good, and bad, hair days, Kandie will share tips and tricks to demystify controlling your locks. Workshop applies to those doing their own hair, as well as those responsible for doing others' hair.

Blade Sheep Shearing

Margaret Quinn, Shearer, *Howell Living History Farm*
Howell Living History Farm Max: 3

Learn how to properly "throw" sheep, proper shearing positioning, standard shearing pattern and technique, hoof trimming/care, and how to recognize and address health issues. Participants are encouraged to bring their own shearing blades.

Living History Institute 2024

Debra Reid, Curator, *The Henry Ford*

Nathan Schultz, School & Youth Programs Coordinator,
Fort Ticonderoga

Rider University Max: 15

The Living History Institute (LHI) will engage attendees in a review of the meaning and methods of living history over time; a discussion of the practice today based on strengths and weaknesses as well as opportunities and challenges; and an overview of tools and techniques that participants can use to assess and refine their own practices. The 2024 LHI starts with a half-day immersion into living history: its origins, meanings, and methods; pathways into the profession; strategies to introduce or review, revise, and regenerate living history at a site; and strategies to create more complete, inclusive living history. Registrants will receive more detailed information including selected readings to complete before the conference, and handouts that will guide activities during the conference. Participants receive a certificate confirming completion. It continues with a virtual session where participants from 2023 and 2024 will share what they transferred from the LHI they attended, what more they need and what future Living History Institutes need to look like to further the initiative.


What Happens Next: Succession Planning and Knowledge Transfer

Michelle Eisenberg, Executive Director, *Conservation Center for Art & Historic Artifacts*

Tom Claerson, Senior Consultant for Digital & Preservation Services, *Lyrasis*

Rider University Max: 20

Staff transitions, whether unexpected or planned, can be stressful for museums, and the current outlook for the workforce pipeline is challenging. Knowledge transfer is critical in many areas of operations and collections stewardship, and personnel at living history, farm and agricultural museums may be hard-pressed to make time for thoughtful succession planning amidst many competing priorities. In 2023, the Conservation Center for Art & Historic Artifacts and Lyrasis launched the Cultural Stewardship Succession Planning Initiative, funded by a Museum Leadership Grant from the Institute for Museum & Library Services. After gathering input through extensive listening sessions and a national survey, the project partners have developed tools and resources to support better succession planning for cultural organizations. This workshop will introduce several of these tools and walk participants through their use, to provide a jump start on the succession planning process.



Cure-all Compendium: Practical Receipts for Home and Farm

Marna Davis, *The Domestic Lady's Dressmaker*

Kimberly Wageman-Prack, Nash Farm Coordinator

Howell Living History Farm Max: 12

While the modern visitor may run to the store to grab band-aids, drink mixes and other household products, in the 19th century Dr. Chase and other books of practical knowledge provided a way to create useful receipts at home. Visitors often ask about historic household items and want to know how to make such things themselves. Making and using historic recipes for everyday items we use in our programs has been one way to address curiosity about common household items as well as incorporate math and science in such a way that engages visitors and creates a hands-on experience. In this workshop we will make such things as milk paint, court plasters, salves, liniment, toiletries, and cleaners.

Making the Jump From Demonstrator to Teacher

Eva Mergen

Howell Living History Farm Max: 12

There are many skilled craftspeople who feel unsure when it comes to teaching others. However, the ability to teach is a skill like any other that can be learned and honed. This workshop is a space for people to start exploring how to make the jump between demonstration and teaching. We will examine learning styles and some of the neuroscience around skill acquisition, along with the skills that make for an effective teacher. Participation in various simple skill learning and skill teaching activities will help explore these ideas and concepts. Come ready to discuss the skills you have and ways to approach teaching those skills.

Lunch (12:30–1:15 p.m.)

Lunch at the full day/morning workshop locations

Afternoon Concurrent Workshops

(2–5 p.m.) Buses depart at 1:30

From Little Up: Caring for Calves from Birth Through One Year

Barbara Corson, DVM

Howell Living History Farm Max: 10

Working with adult, already-trained cattle is the first step in learning bovine husbandry. The next step is to work with younger, untrained animals. The first weeks and months of the animal's life are crucial for its future—whether as a work animal, a milk cow, a bovine ambassador to the public...or all three. This workshop is envisioned as a chance for participants to observe and handle a number of young calves of various ages.

Aww Shucks: Shucking Oysters One Delicious Bite at a Time

Jim Lauderdale, ALHFAM President and Fort Nisqually Museum Director, *Fort Nisqually Living History Museum*

Howell Living History Farm Max: 10

"Shucking" is a culinary term used to describe the removal of the outer shell or "shucks" from either corn or oysters. Interestingly the term is not used in relation to any other food items, and corn and oysters have very little else in common. While the term dates back to the late 17th century, no one knows exactly how it came to be used. Join this hands-on, in-person workshop to learn how to shuck oysters, one delicious bite at a time.

Planning for Access: Developing Accessibility Policies and Plans for Your Historic Site

Sarah Kirk, Curator, *Old Barracks Museum*

Sean Blinn, Independent Museum Professional

Kristy Van Hoven, PhD, Independent Museum Professional
Rider University Max: 30

Part of the contemporary interpretive challenge for living history museums and other historic sites is that they were generally not designed with accessibility in mind. However, our mission as educational institutions demands that we make those sites accessible to a growing list of visitors and stakeholders both physically and virtually; developing a comprehensive plan is essential. This workshop will begin with a review of the basic principles of Diversity, Equity, Accessibility, and Inclusion (DEAI) and their relationship with historic places. Participants will be divided into small groups led by workshop instructors, and discuss accessibility challenges or projects at their historic site. The group will then learn the steps and importance of creating a fluid DEAI Plan for their historic site. Using the lessons from today, participants will write the framework for the accessibility goals. The workshop will conclude with a lesson on incorporating accessibility throughout a site's online presence. The workshop format will allow plenty of time for participants to talk with each other, share insight, including experiences and challenges for their institutions, and leave with the framework for a DEAI Plan.



Interpreting Blacksmithing 101

Daniel Lapidow, Blacksmith, *Howell Living History Farm*
The Blacksmith of Trenton, Trenton, NJ Max: 10

Some members of the public only want to see sparks flying, others actually want to learn a bit of history about the trade. This workshop will be a 101 course on how to effectively engage the public while demonstrating blacksmithing at a living history site. Participants will come away with the skills and knowledge to effectively satisfy both audiences and safely forge a historically-accurate item in the process. All materials will be provided, however please come dressed appropriately for forging: closed toed shoes and natural-fiber long sleeve shirts and pants are required (*no synthetic materials*). Participants should also bring a water bottle.

Working With the Workwoman's Guide

Carrie Midura, Coordinator of Historical Clothing & Households,
Old Sturbridge Village

Rider University Max: 12

Anonymously published in 1838 London, *The Workwoman's Guide* provided readers, then and now, with an outline for making the garments and household linens necessary for an early 19th-century family-based household. This workshop will explore the best and worst of the advice, patterns, and techniques outlined in this period resource. Participants will create full-size pattern(s) from the book—along with a sampler of stitches common to the period—and will also have the opportunity to begin sewing a project as described in the book, to be completed later with provided instructions.

Vocal Health for Presenters Live Workshop

Cecelia “Cece” Otto, Professional Singer and Vocal Instructor,
An American Songline

Rider University Max: 15

Join us as we talk about what healthy vocal production and projection looks like, bust myths about the voice, and see how our health and environment affect the voice both at a living history site and beyond. Participate in physical and vocal warm-ups (that don't require any musical ability) to get ready for the second part. Each attendee will bring a 1st- or 3rd-person monologue, or a song that's 2-5 minutes long (can be sung *a capella* or with a backing track/instrument), and then practice speaking or singing their prepared piece using the techniques discussed in the first hour. Each participant will also be given a chance to receive feedback after each presentation, as well as the chance to tweak/apply feedback in front of a supportive, live audience.

Spinning 101

Margaret Quinn, Interpreter, *Howell Living History Farm*

Howell Living History Farm Max: 5

This workshop is geared toward individuals with little to no spinning experience. Learn the mechanics of the spinning wheel, how to properly draft wool, proper spinning technique, how to make necessary adjustments as your technique improves, how to avoid common mistakes, and how to maintain your wheel.

Buses depart from workshop locations (5:15–6 p.m.)



Presidential Banquet and Fashion Show

(7–9:30 p.m.)

Cavalla Hall, Rider University

Come dressed in your period clothing or business attire and join us for the annual ALHFAM Presidential Banquet and annual fashion parade. Enjoy the closing dinner, and a special address from ALHFAM Past President Kathy Dickson.

Hospitality Suite (9:30–11 p.m.)

Rider University

Tuesday, June 11

Breakfast (7–9:30 a.m.)
Cavalla Hall, Rider University

Checkout (7–11:30 a.m.)
Rider University



Virtual Forum

SEPTEMBER 9-10, 2024

Mark your calendar!
This forum is included in your registration!

The 2024 ALHFAM Conference theme is explored through a two-part conference that uses hands-on training workshops as the inspiration for keynotes, papers and roundtable discussions that call on participants to strengthen the standards, best practices and professional skills needed in the field of living history and in the work of protecting intangible cultural heritage.

In concert with the June 7–10 segment of the conference, the Virtual Forum will include both live and recorded sessions that begin with an evaluation of the workshop documentation performed in June by members of the Conference Committee and ALHFAM's Skills Training & Preservation (STP) initiative. The Virtual Forum program will be published in May and include presentations drawn from the earlier Call for Proposals, among them papers on collections care, apprenticeships, workshop design and delivery, succession planning, skills documentation and other subjects related to the conference theme. The forum will conclude with the debut of the updated Skill & Knowledgebase (A.S.K.) presented by members of the A.S.K. Committee and Princeton University's I.T. Department, who are building new capacities into the database that allow for the storage and search of photographs, videos, audio recordings and other digital assets.

👑 Acknowledgments 👑

The Conference Planning Committee and ALHFAM Board of Directors are greatly indebted to the sponsors, Friends groups, and local organizations who made the 2024 conference possible through their generous support, services and financial assistance.

We are equally indebted to the presenters, workshop leaders and volunteers who donated their time and talents...and to the historic sites and museums who, with much support from their parent agencies and boards, opened their doors to the conference.

👑 Hosts 👑

Mercer County Park Commission
New Jersey State Park Service
New Jersey Living History Advisory Council
Mid-Atlantic Region of ALHFAM
ALHFAM Professional Interest Groups (PIGS)

👑 Sponsors 👑

Friends of Howell Living History Farm
New Jersey Historical Commission
New Jersey Department of Agriculture
New Jersey Farm Bureau
Crossroads of the American Revolution
Washington Crossing Park Association
Murph Farm

👑 Supporters 👑

Delaware Old Time Power & Equipment Club
Jugtown Mountain String Band
Washington Crossing Fife & Drum Corps
Bucktail Cider Company
Riverhorse Brewing Company
CatalogIt

👑 A Special Note of Thanks to... 👑

The directors, staffs and volunteers of our fellow host-sites:
Stoutland Sourland African American Museum
The Old Barracks Museum
Washington Crossing State Park
Princeton Battlefield State Park
Historic Rockingham

Chez Alice Caterers
Dave Kyle Caterers
Rider University Center for Visitors & Conference Services